



SOCIAL DETERMINANTS OF HEALTH AND COVID-19 VACCINE SURVEY

SUMMARY REPORT

AUTHOR: MONICA MARROQUIN

EDITORS: SHELBI DAVIS, MPH, PMP AND MELISSA TUNG, MPH, PMP

OVERVIEW

Two of the top five health priorities for Williamson County, as a result of the 2019 Community Health Assessment (CHA), were behavioral health, stress, and well-being, and the social determinants of health:

What are the Top Five Health Priorities?

1. Behavioral Health, Stress, and Well-being
2. Chronic Disease Risk Factors
3. Social Determinants of Health (Housing, Transportation, and Workforce Development)
4. Access and Affordability of Healthcare
5. Building a Resilient Williamson County

To gain additional data to have a deeper understanding of how these factors affect the community's health status due to the COVID-19 pandemic, WCCHD published the Social Determinants of Health and COVID-19 Vaccine Survey. The survey aimed to assess the COVID-19 impact on the Williamson County community's ability to access basic needs, as well as mental health status. According to the World Health Organization and Healthy People 2030, the social determinants of health are, "the conditions in which people are born, grow, work, live, and age, and the wider set of forces and systems shaping the conditions of daily life. These circumstances are shaped by the distribution of money, power, and resources at global, national, and local levels, such as the safety and affordability of housing, discrimination, job opportunities or job security, and access to nutritious foods. The social determinants of health are mostly responsible for health inequities – the unfair and avoidable differences in health status seen within and between countries." The survey also aimed to capture this community's perceptions about the COVID-19 vaccine to help WCCHD plan vaccination education and communication campaigns.

METHODS

WCCHD staff designed the survey in conjunction with Austin Public Health (APH). To ensure that the survey was accessible for various literacy levels, WCCHD and APH collaborated to write survey questions at a 6th grade reading level. Once the survey questions (see Appendix B and C) were finalized, WCCHD staff translated the survey into Spanish. Staff imported two versions of the survey—English and Spanish—into SurveyMonkey. Austin Public Health shared the survey on their social media pages, leaving the survey open from October 1st, 2020 – December 1st, 2020. To increase the response rate among Williamson County residents, WCCHD posted the survey on our respective Facebook and Twitter pages, leaving the survey open from January 21st, 2020 – February 12th, 2021 (Appendix D and E).

RESULTS

Through Facebook, the survey post received 5,558 views and 705 clicks. On Twitter, the survey post had 400 impressions and 25 engagements. In total, 370 surveys were collected for Williamson County. Only surveys in which participants indicated they reside in Williamson County were used for analysis. Analysis was performed on the first three questions of the survey and results are presented below in Figures 1-3.

For Question 1 (regarding COVID-19's impact on one's mental health), the top three responses among participants were anxiety (86.2%), stress (84.6%), and depression (50.8%) (Figure 1). In reviewing "Other"

responses for Question 1, survey participants stated they had job hours and/or salaries reduced, felt frustrated, and had difficulty focusing and concentrating. The top three responses for Question 2 (regarding COVID-19's impact on a household member's mental health) were anxiety (78.6%), stress (78.4%), and depression (55.9%) (Figure 2). Examples of "Other" responses for Question 2 are weight gain, anger, and excessive alcohol intake. Anxiety, stress, and depression were found to be the most reported at both the individual and household level. Results from Question 3 (regarding one's willingness to get the COVID-19 vaccine) show that 75% of the survey participants in Williamson County would definitely get a COVID-19 vaccine if available (Figure 3). 11% of participants indicated they would probably or possibly get a COVID-19 vaccine if available, while 8% of participants indicated they would probably not or definitely not get a COVID-19 vaccine if available (Figure 3).

Figure 1. Question 1. Check all that apply. Since March 2020, I have experienced:

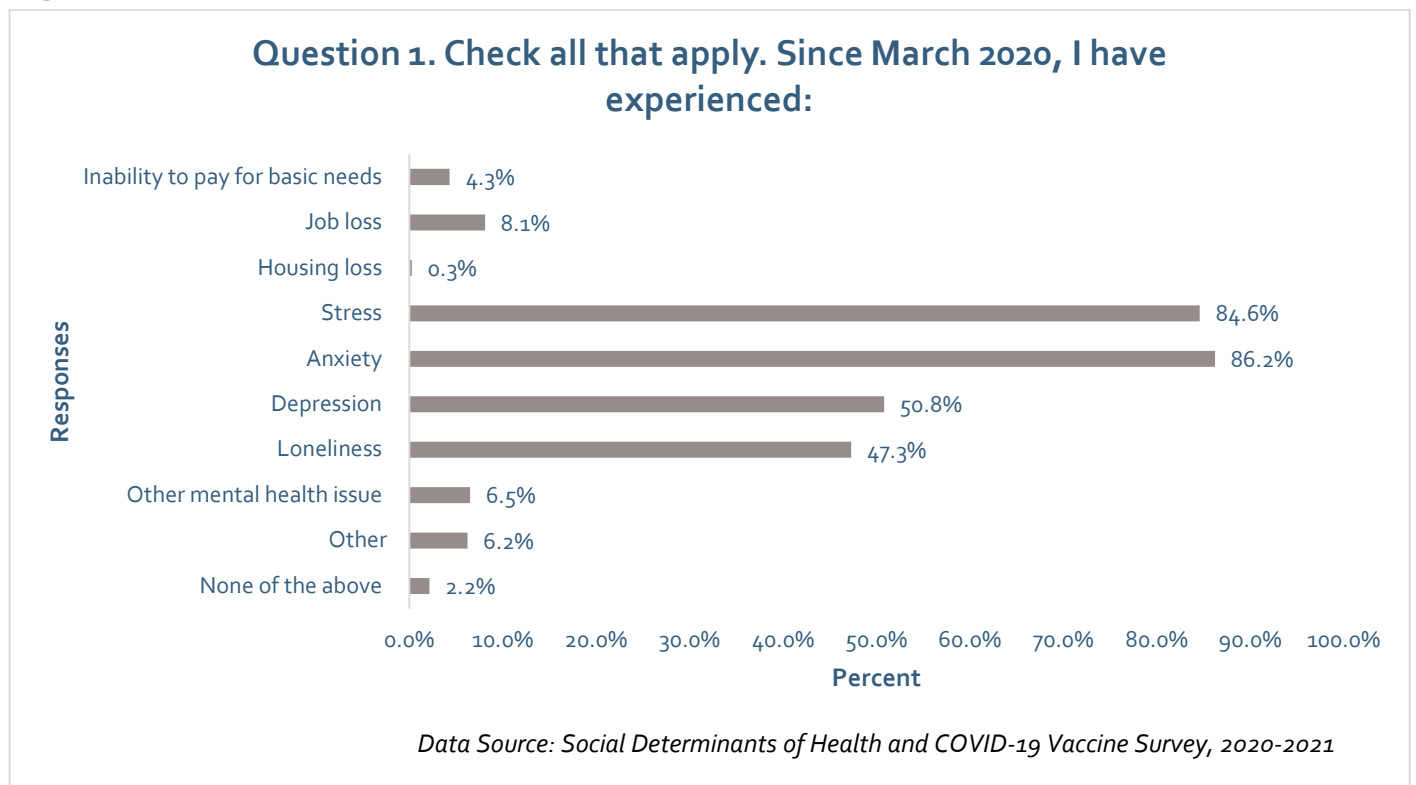


Figure 2. Question 2. Check all that apply. Since March 2020, a member of my household has experienced:

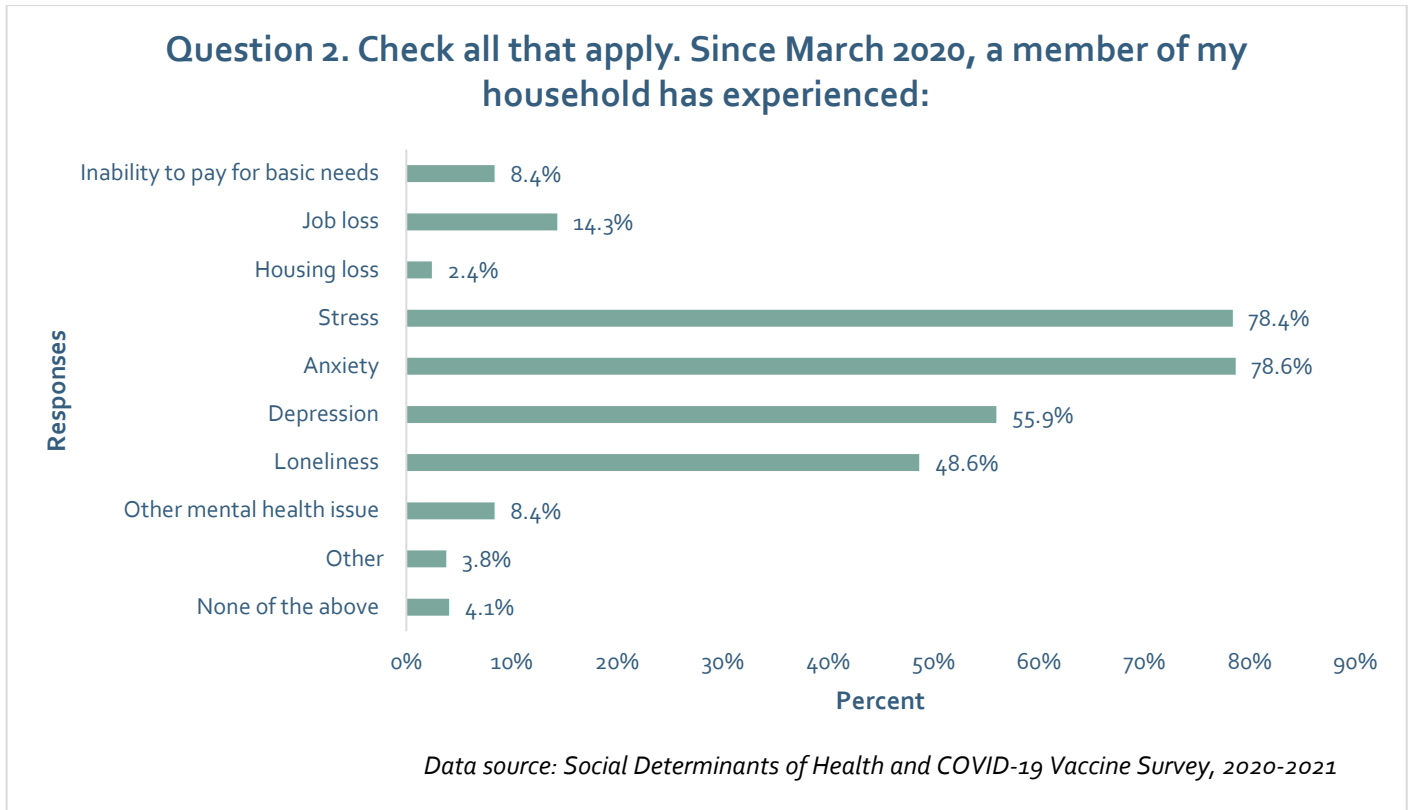
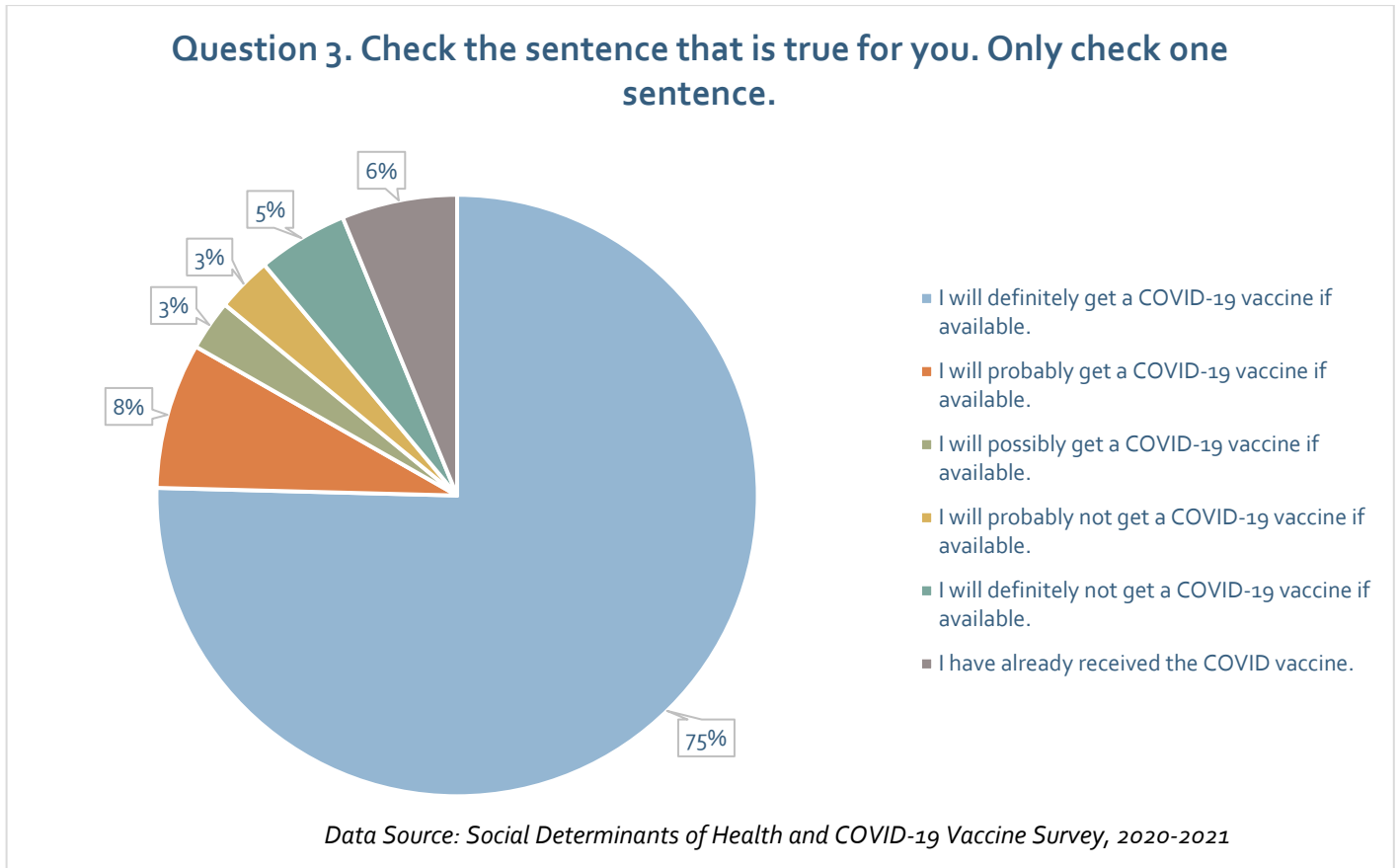


Figure 3. Question 3. Check the sentence that is true for you. Only check one sentence.



CONCLUSIONS

When comparing the impact of COVID-19 on the community's access to basic needs versus the impact on mental health, participants indicated that COVID-19 had a higher impact on their mental health or the mental health of a member of their household. Vaccine education and misinformation efforts should be targeted towards the 11% of participants who selected that they would probably or possibly get a COVID-19 vaccine if available. Research shows that addressing vaccine confidence and misinformation among the "moveable middle" (i.e., those who are concerned, cautious, or disengaged) is more effective than focusing on those who are doubtful or dismissive.

One limitation of this survey is the use of convenience sampling; this survey was promoted to individuals who follow WCCHD social media accounts and may see public health efforts in a more favorable light compared to the general public. The survey was only accessible electronically and no paper surveys were administered, which excludes participants with technological barriers and/or no internet access. Another limitation of the survey is the small sample size ($n=370$). The sample size of 370 only accounts for 0.06% of the county's population (population size=613,104) and falls between 90-95% confidence. To achieve 95% confidence with a 5% margin of error, the ideal sample size would have been 384 surveys. For 90% confidence and a 10% margin of error, the sample size needed to be 271. Overall, the results from this survey highlight the need for mental

health support and educational interventions that target vaccine confidence and misinformation among those considering getting a COVID-19 vaccine.

APPENDICES

Appendix A: Works Cited

1. Social Determinants of Health [Internet]. World Health Organization [cited 2021]. Available from: <https://www.who.int/gender-equity-rights/understanding/sdh-definition/en/>
2. Social Determinants of Health [Internet]. Healthy People 2030 [cited 2021]. Available from: <https://health.gov/healthypeople/objectives-and-data/social-determinants-health>

Appendix B: Social Determinants of Health and COVID-19 Vaccine Survey-English Version

Please help us better understand the impact of COVID19 on your ability to access basic needs and mental health, and your perceptions about the COVID-19 vaccine. Your opinion is important to us! Participation in this survey is completely voluntary. Individual responses will be kept confidential. Thank you!

1.) Check all that apply. Since March of 2020, I have experienced:

- Inability to pay for basic needs
- Job loss
- Housing loss
- Stress
- Anxiety
- Depression
- Loneliness
- Other mental health issue
- Other: _____
- None of the above

2.) Check all that apply. Since March of 2020, a member of my household has experienced:

- Inability to pay for basic needs
- Job loss
- Housing loss
- Stress
- Anxiety
- Depression
- Loneliness
- Other mental health issue
- Other: _____
- None of the above

3.) Check the sentence that is true for you. Check only one sentence.

- I will definitely get a COVID-19 vaccine if available.
- I will probably get a COVID-19 vaccine if available.
- I will possibly get a COVID-19 vaccine if available.
- I will probably not get a COVID-19 vaccine if available.
- I will definitely not get a COVID-19 vaccine if available.
- I have already received the COVID vaccine.

4.) Which County do you currently reside in?

- Williamson
- Travis
- Bastrop
- Other: _____

5.) Would you like Williamson County and Cities Health District to contact you to help you or a member of your household?

Yes/No

6.) If you answered yes to the previous question, please provide some contact information.

First and Last Name: _____

Email Address: _____

Phone Number: _____

Appendix C: Social Determinants of Health and COVID-19 Vaccine Survey-Spanish Version

Por favor ayúdenos a entender mejor el impacto de COVID-19 sobre su capacidad de acceder necesidades básicas y de salud mental, y su percepción sobre una COVID-19 vacuna. ¡Su opinión es importante para nosotros! La participación en esta encuesta es completamente voluntaria. Su respuesta individual será completamente confidencial. ¡Gracias!

1.) Marque todas las que apliquen. Desde marzo de el 2020 eh experimentado:

- Inhabilidad de pagar por necesidades básicas
- Pérdida de empleo
- Pérdida de vivienda
- Stress
- Ansiedad
- Depresión
- Soledad
- Otros problemas mentales
- Otros: _____
- Ninguna de las anteriores

2.) Marque todas las que apliquen. Desde marzo de el 2020 algún miembro de mi hogar ha experimentado:

- Inhabilidad de pagar por necesidades básicas
- Pérdida de empleo
- Pérdida de vivienda
- Stress
- Ansiedad
- Depresión
- Soledad
- Otros problemas mentales
- Otros: _____
- Ninguna de las anteriores

3.) Marque la oración que usted considera cierta. Marque solo una oración.

- Definitivamente obtendré una vacuna contra el COVID-19.
- Probablemente obtendré una vacuna contra el COVID-19 si está disponible.
- Posiblemente obtendré una vacuna contra el COVID-19 si está disponible.
- Probablemente no obtendré una vacuna contra el COVID-19 si está disponible.
- Definitivamente no obtendré una vacuna contra el COVID-19 si está disponible.
- Ya he recibido la vacuna contra el COVID-19.

4.) ¿En qué condado reside actualmente?

- Williamson
- Travis
- Bastrop
- Other: _____

5.) ¿Quisiera que el Departamento de Salud del Condado de Williamson y sus Ciudades (Williamson County and Cities Health District) le contacte para ayudarle a usted o algún miembro de su hogar?

Si/No

6.) Si contestó "sí" a la pregunta anterior, por favor provea su información para contactarle.

Nombre y Apellido: _____

Dirección de correo electrónico: _____

Número de teléfono: _____

Appendix D: WCCHD Social Media Facebook Post



Williamson County and Cities Health District ✓

Published by Meghan Murray · January 21 · 🌐



Do you have a quick moment to complete a survey for us? 📄

This survey will help WCCHD better understand the impact of COVID-19 on access to basic needs, mental health, and other factors that influence community health and quality of life. The survey will also help WCCHD to appropriately plan COVID-19 vaccine outreach and communications.

English link: <https://www.surveymonkey.com/r/DQF9896>

Spanish link: <https://www.surveymonkey.com/r/DQZJ2SM>



5,561

People Reached

790

Engagements

[Boost Post](#)

33

9 Comments 15 Shares

Appendix E: WCCHD Social Media Twitter Post

WCCHealth District @WCCHD · Jan 21

The survey will help us understand the impact of COVID-19 to basic needs, mental health & other factors that influence community health & quality of life. It will also help us plan COVID-19 vaccine outreach & comm.

English surveymonkeys.com/r/DQF9896

Spanish surveymonkeys.com/r/DQZJ2SM

Do you have a moment?

WCCHealth District logo: WILLIAMSON COUNTY AND CITRUS HEALTH DISTRICT PUBLIC HEALTH SINCE 1948